

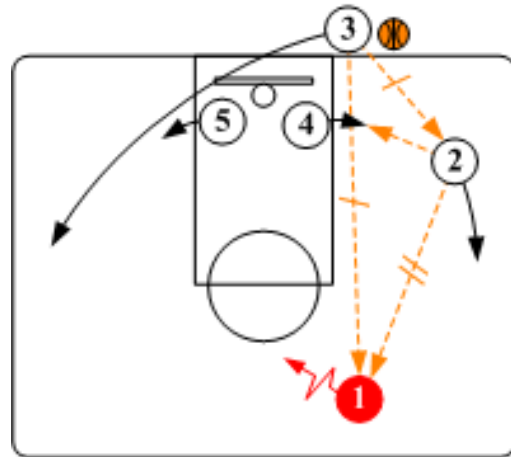
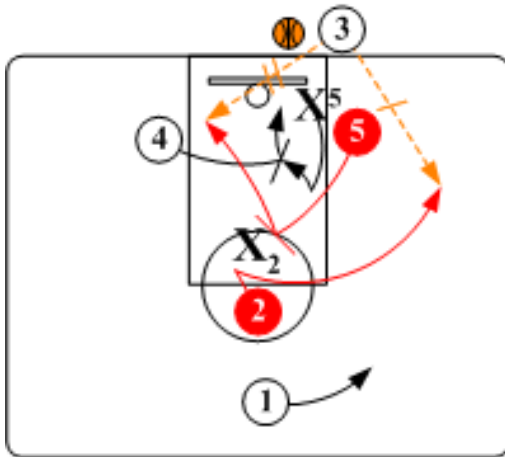
Triangle Alignment - "Pick the Picker"

Primary "Go To" Player: #5 Post

Secondary "Go To" Player: #2 Shooting Guard

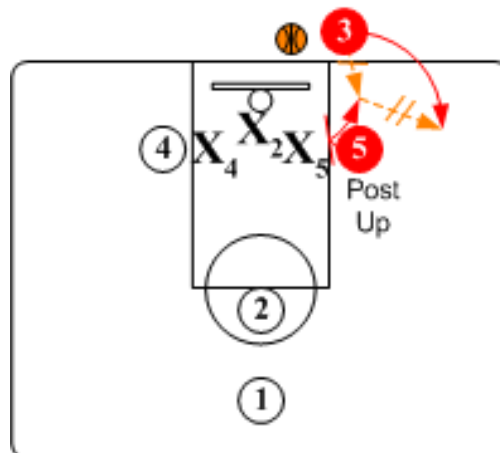
Pick the Picker is an effective play against either a man to man or zone defense, and commonly results in an easy back when executed well.

Right Side Entry



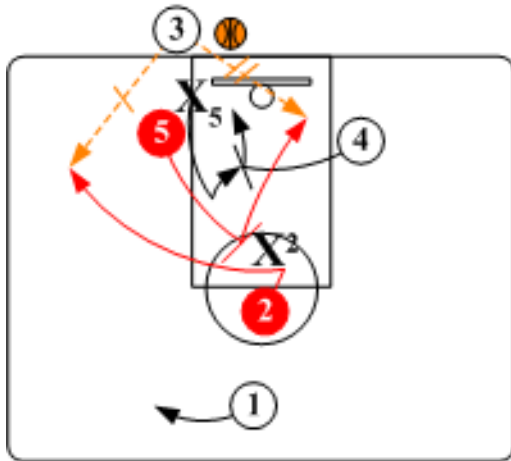
Pick the Picker. O5 steps up and sets a back screen for shooter O2. O4 then sets a back screen for O5. Inbounder O3 looks to make a pass to O2 or feed O5 rolling to basket off O4's screen.

Continuity Option: If O2 does not have a high percentage shot or when the ball is inbounded directly to O1, action flows into a predetermine continuity.

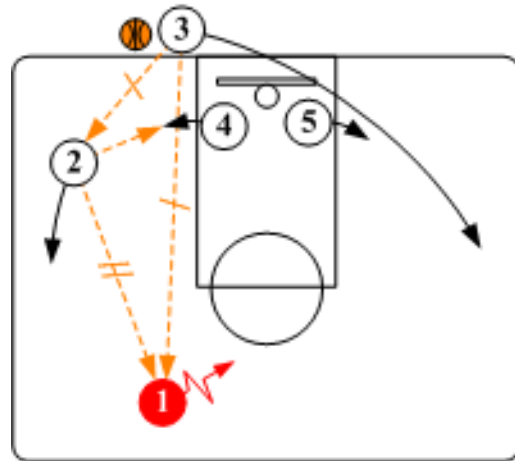


Automatic: If/when the defense plays to the inside and leaves the inbounder unguarded or zones, O3 has option of making a quick pass to O5 and then stepping inbound for a return pass from O5.

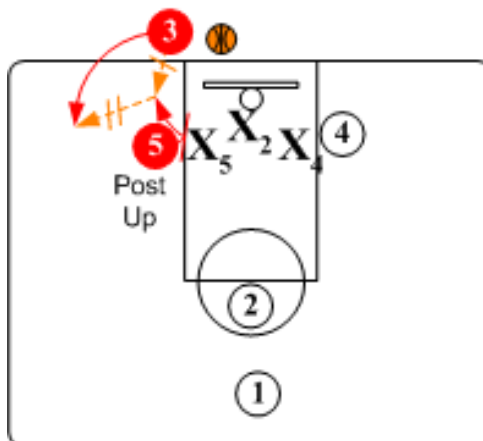
Left Side Entry



Pick the Picker. O5 steps up and sets a back screen for shooter O2. O4 then sets a back screen for O5. Inbounder O3 looks to make a pass to O2 or feed O5 rolling to basket off O4's screen.



Continuity Option: If O2 does not have a high percentage shot or when the ball is inbounded directly to O1, action flows into a predetermine continuity.



Automatic: If/when the defense plays to the inside and leaves the inbounder unguarded or zones, O3 has option of making a quick pass to O5 and then stepping inbounders for a return pass from O5.